



# WORLD WINNERS

August-19

## Monthly factsheet

A Share Class

Preval Funds SICAV - World Winners is invested in a selection of 30 to 50 market-leading international companies with a contrarian investment approach.

Countries available for sale: FR CH BE LU SP NL DE

### INVESTMENT PHILOSOPHY

- Stock-picking based on fundamental analysis (Private Equity approach)
- Investing in temporarily disliked listed companies (Value/Contrarian approach): a focused approach on longstanding knowledge of leading high-quality companies (a reduced selection of approx. 250 companies), undervalued by the market (growth either underestimated or restructuring of a company having undergone a fall in earnings), in order to minimize risk
- Seeking returns over a 3 to 5 year horizon: unconstrained and benchmark agnostic approach
- Build a high-conviction but diversified portfolio (30 to 50 holdings)

### FUND MANAGER'S COMMENTARY

Dear investors,

The World Winners fund underperformed its benchmark in August, posting a decline of -3,2% vs. -1,3% for the index. Year to date, your fund is up +7,7%.

First-half earnings reports for our companies were generally in-line with expectations, even if poor operational performance in June may have created some uncertainty about the visibility of certain industrial companies. The US-China trade war and its potential fallout continues to weigh on the global business climate, prompting company leaders to be cautious about short-term prospects. As in 2018 for some securities, this has led to significant price drops, with investors basing short-term valuations on the worst-case scenario.

Consequently, many companies in our portfolio (remember that we are also heavily co-invested in the fund), which are often not included in the large indexes and sometimes operate in relatively cyclical markets, got particularly out of favor, regardless of their intrinsic strengths and resilience. This has led to a situation where, despite a bullish market, some of the companies in our portfolio have not performed well in the past ten years. We therefore have the opportunity to invest in companies that, admittedly, have some exposure to business cycles but that do not face risks of disruption and are attractively valued, well managed, and financially sound.

We are aware that the opinion we are expressing here is not widely shared. However, in the long run, investors cannot continue to neglect the fundamentals. According to our analyses, these companies' growth potential and earnings resilience are undervalued by the market, and we believe that they are well positioned to perform well in the long run. Undervaluation always gets corrected, and sometimes this can happen quickly.

Patience and hard work are must-have characteristics for all investors. In an environment of persistently low and even negative interest rates, we are therefore very optimistic about our portfolio's catch-up potential in the months and years ahead.

Thierry Flecchia and the management team

### PERFORMANCE IN EUROS\*

30-08-19	World Winners - A	MSCI ACWI
Since inception **	12,7%	23,6%
2015 **	-4,5%	-9,1%
2016	10,4%	11,1%
2017	28,5%	8,9%
2018	-22,9%	-4,8%
2019	7,7%	18,1%
Month	-3,2%	-1,3%

\*\* On 10/04/2015

### PERFORMANCE SINCE INCEPTION\*



\*Past Performance is not indicative of future results. Performance is not constant over time.

### TOP 10 HOLDINGS

JD.COM INC-ADR (CHINA, Retailing)	7,7%
G4S PLC (BRITAIN, Commercial & Professional Serv)	7,5%
XPO LOGISTICS INC (UNITED STATES, Transportation)	4,9%
SHISEIDO CO LTD (JAPAN, Household & Personal Products)	4,3%
INFORMA PLC (BRITAIN, Media & Entertainment)	4,1%
VEOLIA ENVIRONNEMENT (FRANCE, Utilities)	3,9%
58.COM INC-ADR (CHINA, Media & Entertainment)	3,9%
ATOS (FRANCE, Software & Services)	3,3%
ANDRITZ AG (AUSTRIA, Capital Goods)	3,3%
SCHIBSTED (NORWAY, Media & Entertainment)	3,3%

### FUND FACTS AND TERMS

Launch date	10-04-2015
Isin	LU1132346872
Bloomberg Ticker	PREWWAE LX
Fund size (EUR)	156,4 Millions
Currency	EUR
Nav calculated	112,65 EUR
Benchmark	MSCI World AC Total return net Euros
Custodian	Crédit Suisse Luxembourg
Nav Calculation	Daily
Cut-Off	3pm
Fund structure	UCITS 5



# WORLD WINNERS

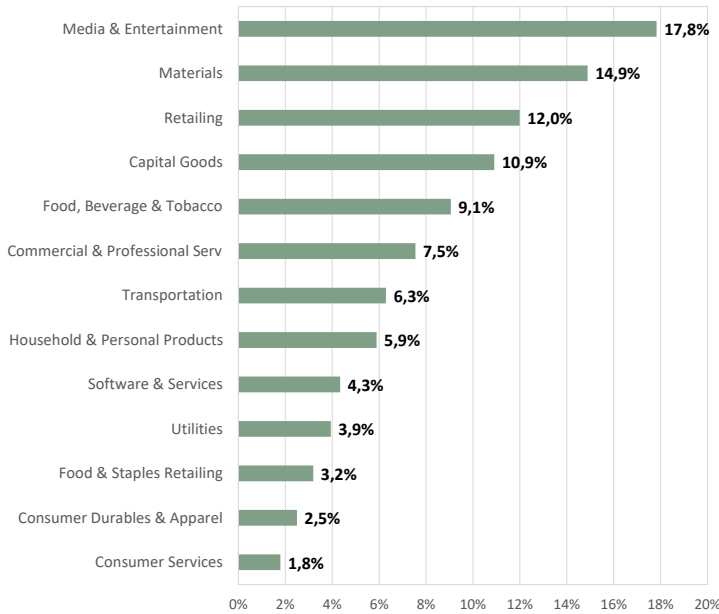
August-19

## Monthly factsheet

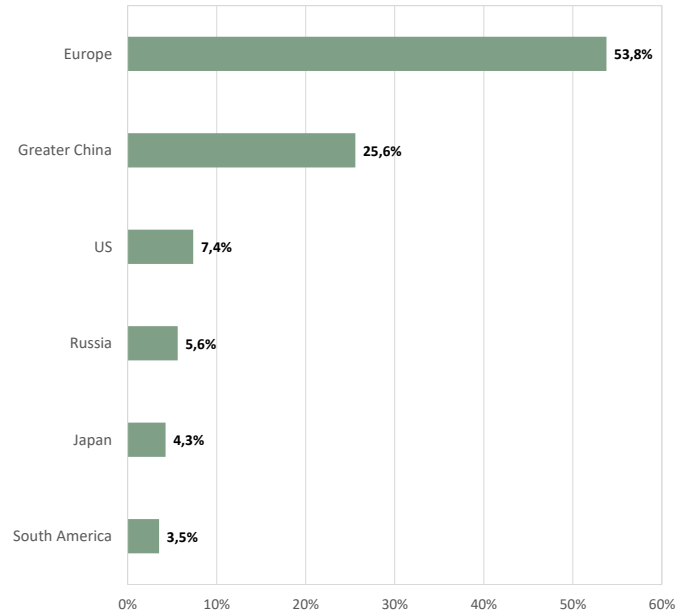
A Share Class

Preval Funds SICAV - World Winners is invested in a selection of 30 to 50 market-leading international companies with a contrarian investment approach.

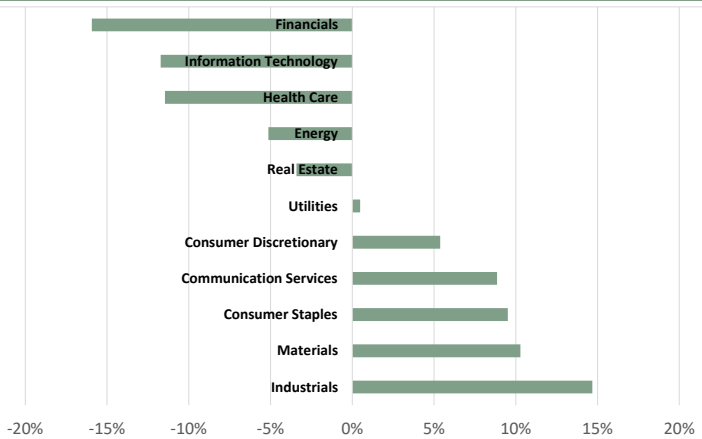
### SECTOR EXPOSURE



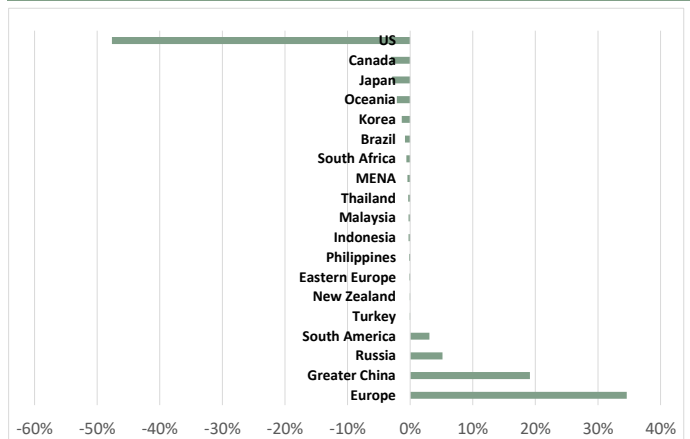
### GEOGRAPHIC EXPOSURE



### RELATIVE SECTOR EXPOSURE



### RELATIVE GEOGRAPHIC EXPOSURE



### PORTFOLIO CONCENTRATION

Top 10 holdings	46,0%
Top 20 holdings	73,7%
Top 30 holdings	90,4%
Total	100%


### MARKET CAP (in billion euros)

> 10	32%
5-10	32%
< 5	37%
Median Market Cap (BN EUR)	6,3

### STATISTICS

Equity exposure	100%
Cash	0%
Number of holdings	38
Active Share	100%
Median Price Earnings	15,1

### RISK PROFILE



### MANAGEMENT FEE AND PERFORMANCE FEE

Management fee 1,80%

Performance Fee 20% of any excess return if the NAV outperforms the benchmark and achieves a positive performance topping the relevant High Water Mark

\*Past Performance is not indicative of future results. Performance is not constant over time. World Winners fund primarily invests in equities and presents a risk of losing capital.

The representative of the Fund in Switzerland is ACOLIN Fund Services AG, Geneva Branch, 6 cours de Rive, 1204 Geneva. The distribution of Shares in Switzerland must exclusively be made to qualified investors. The place of performance for Shares in the Fund distributed in Switzerland is at registered office of the Representative.

This document is not a contractual element. Subscriptions can only be made after reading the regulatory documents of the fund (Prospectus, DICI), available upon request from Preval.